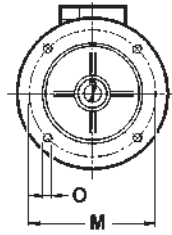
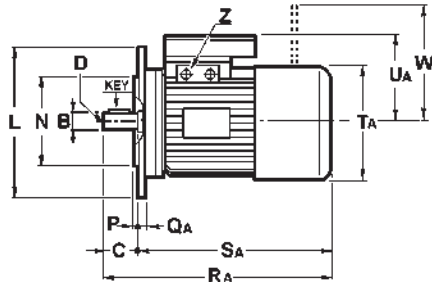
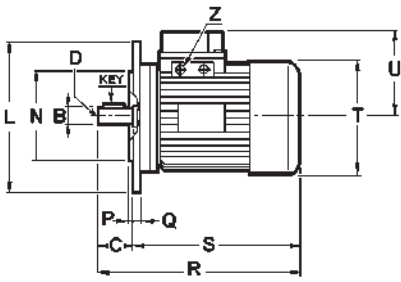


B5



Motori elettrici ⁽¹⁾
Electric motors
Elektromotoren

Motori elettrici autofrenanti ⁽²⁾
Electric brake motors
Bremsmotoren

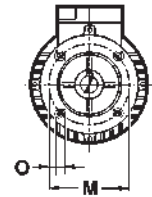
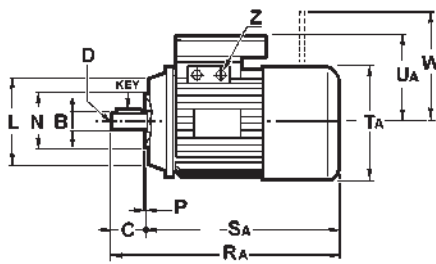
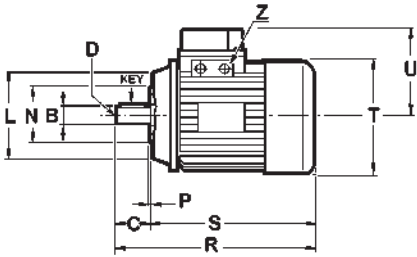
	4 poles			B	C	D	L	M	N	O	P	Q	QA	R	RA	S	SA	T	TA	U	UA	W	Z	KEY
	kW	kg. (1)	kg. (2)																					
56	0.09	2.9	4	9	20	M4	120	100	80	7	3	8	8	187	228	167	208	110	110	93	100		PG11	3x3x15
63	0.13	3.7	5.1	11	23	M4	140	115	95	9	3	9	9	216	258	192	235	123	123	98	105	116	PG11	4x4x15
	0.18	4.5	5.9																					
71	0.25	5.4	6.8	14	30	M5	160	130	110	9	3.5	9	9	245	300	220	270	138	138	107	114	116	PG13.5	5x5x20
	0.37	6.4	7.8																					
80	0.55	8.5	10.4	19	40	M6	200	165	130	11	3.5	10	10	275	335	235	295	156	156	124	126	124	PG16	6x6x30
	0.75	10.5	12.4																					
90	1.1	12.5	15.6	24	50	M8	200	165	130	11	3.5	10	10	300	365	250	315	176	176	127	133	134	PG16	8x7x35
	1.5	14	17.1											325	390	275	340							
	1.8	16	19.1																					
100	2.2	20	25.6	28	60	M10	250	215	180	14	4	14	14	360	441	310	381	192	192	138	142	160	PG16	8x7x45
	3	24	29.6																					
112	4	29	38.7	28	60	M10	250	215	180	14	4	14	14	385	480	330	420	216	216	150	153	198	PG16	8x7x45
132	5.5	42		38	80	M12	300	265	230	14	4	20	14	490	630	410	550	257	257	178	200		PG21	10x8x60
	7.5	53												530	670	450	590							
	9.2	58																						
160	11	96		42	110	M16	350	300	250	18	5	15	15	610	805	500	695	320	330	245	245		1" G	12x8x90
	15	109												654	860	544	750							
180	18.5	121		48	110	M16	350	300	250	19	5	15	15	697	880	587	770	360	370	275	275		1" G	14x9x90
	22	151												735	920	625	810							
200	30	193		55	110	M16	400	350	300	19	5	15	15	800	1060	690	950	400	410	300	300		1"1/4 G	16x10x90
225	37	313		60	140	M20	450	400	350	18	5	16		830		690		450		330			1"1/4 G	18x11x120
225	45	355																						

Le dimensioni dei motori elettrici sono puramente indicative.

The dimensions of the electric motors are approximate values.

Die Abmessungen der Elektromotoren sind Näherungswerte.

B14



Motori elettrici ⁽¹⁾
Electric motors
Elektromotoren

Motori elettrici autofrenanti ⁽²⁾
Electric brake motors
Bremsmotoren

	4 poles			B	C	D	L	M	N	O	P	R	RA	S	SA	T	TA	U	UA	W	Z	KEY
	kW	kg. (1)	kg. (2)																			
56	0.09	2.9	4	9	20	M4	80	65	50	M5	2.5	165	228	145	208	110	110	93	100	—	PG11	3x3x15
63	0.13	3.7	5.1	11	23	M4	90	75	60	M5	2.5	215	258	192	235	123	123	98	105	116	PG11	4x4x15
	0.18	4.5	5.9																			
71	0.25	5.4	6.8	14	30	M5	105	85	70	M6	2.5	250	300	220	270	138	138	107	114	116	PG13.5	5x5x20
	0.37	6.4	7.8																			
80	0.55	8.5	10.4	19	40	M6	120	100	80	M6	3	275	335	235	295	156	156	124	126	124	PG16	6x6x30
	0.75	10.5	12.4																			
90	1.1	12.5	15.6	24	50	M8	140	115	95	M8	3	300	365	250	315	176	176	127	133	134	PG16	8x7x35
	1.5	14	17.1									325	390	275	340							
	1.8	16	19.1																			
100	2.2	20	25.6	28	60	M10	160	130	110	M8	3.5	370	441	310	381	192	192	138	142	160	PG16	8x7x45
	3	24	29.6																			
112	4	29	38.7	28	60	M10	160	130	110	M8	3.5	390	567	330	420	216	216	150	153	198	PG16	8x7x45
132	5.5	42		38	80	M12	200	165	130	M10	4	450	552	370	472	257	257	178	178	217	PG21	10x8x60
	7.5	53										490	602	410	510							
	9.2	58																				

Le dimensioni dei motori elettrici sono puramente indicative.

The dimensions of the electric motors are approximate values.

Die Abmessungen der Elektromotoren sind Näherungswerte.